

Designed around you.



MEET  
THE NEW  
GENERATION



INSPIRED  
DESIGN



SIGNATURE  
FEATURES



HOME-STYLE  
FEELING



CONTEMPORARY  
LIVING SPACES



INSPIRED  
SOLUTIONS

# ADORA

The award-winning, new generation Adora, our best-selling caravan. Aerodynamic caravans, with distinctive Adria silhouette, extra-large in-line panoramic window and smart storage. Feel inspired and at home in the elegant and contemporary living spaces.

*Designed around you.*



- 472 UP
- 502 UL
- 522 UP
- 542 UL
- 572 UT
- 573 PT
- 593 UK
- 593 UP
- 613 HT
- 613 PK Classic
- 613 PK
- 613 UL
- 613 UT
- 673 PK
- 753 UK

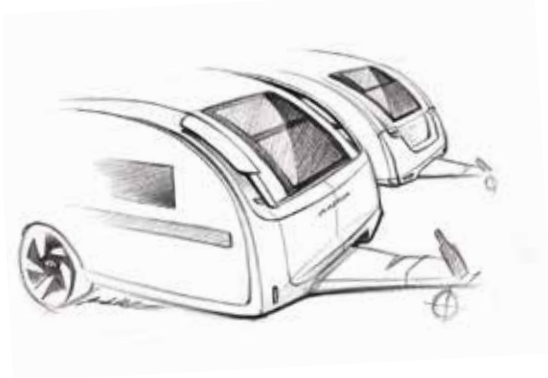


Adria MACH smart control mobile app.



**INSPIRED DESIGN**

Inspired aerodynamic, clean design exterior and contemporary interiors.



Exterior features

- 1 EXTERIOR DESIGN**, aerodynamic, for clean and elegant style.
- 2 REAR WALL DESIGN**, with multi-functional full LED lights.
- 3 PANORAMIC WINDOW**, in-line wide design, on most layouts.
- 4 PERFORMANCE CHASSIS FROM AL-KO** with AKS stabiliser.
- 5 INNOVATIVE WIND DIFFUSERS**, for more efficient towing.
- 6 WIDE ENTRANCE DOOR** and double-glazed 'flat' tinted windows.
- 7 HIGHER VOLUME STORAGE**, tent profile and integrated handles.
- 8 ALLOY WHEELS** and Continental tyres.



European Innovation Award winner for exterior design.



**SIGNATURE FEATURES**

Exclusive Adora signature features.



**IN-LINE PANORAMIC WINDOW**

Our in-line design brings light and the feeling of space for 'atrium-style living'. Includes integrated shading and ventilation features.




**LED LIGHTS**

Full LED multifunction rear lights for automotive style and functionality.



**AERODYNAMIC WIND DIFFUSERS**

This innovative feature, aids wind diffusion, look stylish and help towing efficiency.



**PERFORMANCE CHASSIS**

AL-KO chassis with AKS stabiliser coupling and optional ATC trailer control system. Lightweight Vario X chassis on selected models.



**ADRIA MACH**

Features Adria MACH smart control mobile application.



**EXTERIOR GRAPHICS**

Automotive style graphics, with familiar Adria lines.



**HOME-STYLE FEELING**



•  
Lighting system for controllable  
ambiance.

•  
Extra-large panoramic window  
(most models).

•  
Sound system with integrated  
hidden speakers.

•  
Organized storage with dedicated  
spaces for personal item.

•  
Heating by Truma and Alde.



VIEW  
ONLINE

Discover 360° walkthroughs,  
layouts, specification technical data  
and our product configurator at  
[www.adria-mobil.com](http://www.adria-mobil.com)

## Interior features



**I.** Home-style interior design for atrium-style living.

**II.** Choice of comfortable bed formats, Evopore® mattresses.

**III.** Adria digital panel, sound system, Bluetooth® amplifier & USB ports.

**IV.** Contemporary living spaces with outstanding comfort.

**V.** Kitchen design with great storage and best appliances.

**VI.** Ergo bathroom design with innovative optional storage solutions.

**VII.** Alde or Truma heating, plus optional electrical floor heating.





**CONTEMPORARY LIVING SPACES**

Everything is designed around the way you want to live.



**LIVING ROOM**

The large panoramic window means 'atrium-style' living, with natural light, controllable shading and ventilation.

- Living room beneath large panoramic window.
- Dinette with comfortable seating.
- Easy additional bed set up.
- A durable, light weight put away table.
- Head rests for extra comfort.



## KITCHEN

The home-style design is inspired by the best home kitchens.

- Elegant concave cupboards with more volume.
- High loading capacity drawers.
- Multifunctional hanging profile.
- High quality appliances.



## BATHROOM

Our Ergo bathroom with extra space, lighting and plenty of storage.

- Practical fold-away sink.
- Efficient draining and serviceability.
- Storage for personal things.
- Controllable lighting.







FEATURED LAYOUT:  
**ADORA 613 PK**

Adora 613 PK especially for families, for 2 adults and 1-3 kids, all with 2m beds. Brilliant for guests too thanks to the Adria Exclusive Design® additional rear living accommodation, which is also great day rest or play space under the rear panoramic window, includes 2 TV points.



**BEDROOM**

Bedroom designs, with all formats of bed, for a great night's sleep.

- High, easy-accessible beds.
- Evopore® mattress.
- Controllable lighting.
- Storage for personal things.



**INSPIRED SOLUTIONS**

Innovative new solutions for inspired living and maximum permitted weight loading as standard.



**ADRIA MACH**



MACH smart control application pre-installation as standard. MACH and MACH Plus available as option.

**MULTIMEDIA**

Enjoy more connected living, with new digital control panel and a range of multimedia solutions including high-quality sound system with hidden speakers, Bluetooth® amplifier, TV point and holder, and multiple USB ports.




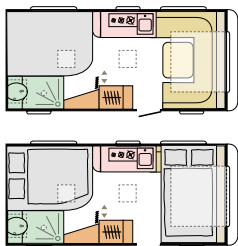
**STORAGE**

More storage than you'd think possible. External gas bottle storage. Inside, large volume concave design cupboards. Large wardrobe design and multi-purpose kitchen and bathroom storage, including innovative removable storage solutions.

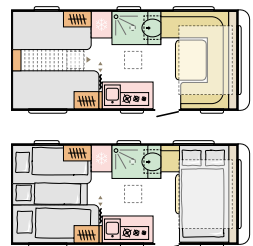


# ADORA LAYOUTS

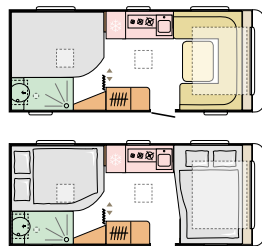
**472 UP**  
L 5385 (mm) |   
W 2299 (mm) | 4



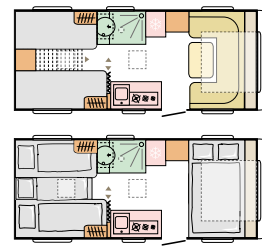
**502 UL**  
L 5725 (mm) |   
W 2299 (mm) | 5




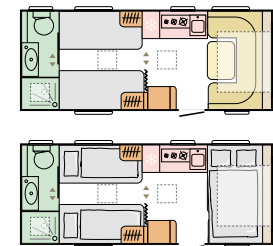
**522 UP**  
L 5910 (mm) |   
W 2299 (mm) | 4




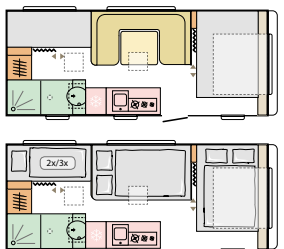
**542 UL**  
L 6150 (mm) |   
W 2299 (mm) | 5



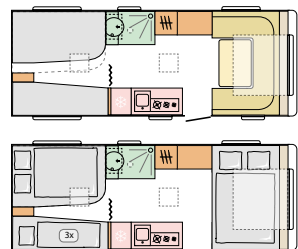
**572 UT**  
L 6400 (mm) |   
W 2299 (mm) | 4



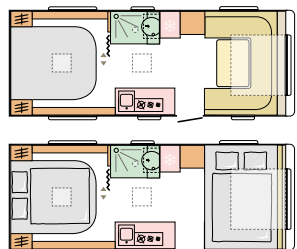
**573 PT**  
L 6365 (mm) |   
W 2460 (mm) | 6+1 opt.



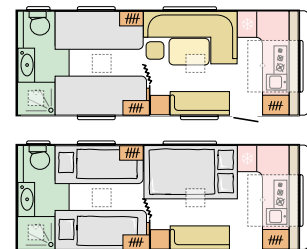
**593 UK**  
L 6645 (mm) |   
W 2460 (mm) | 7



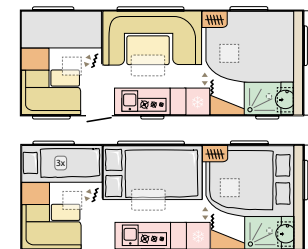
**593 UP**  
L 6645 (mm) |   
W 2460 (mm) | 4




**613 HT**  
L 6855 (mm) |   
W 2460 (mm) | 4



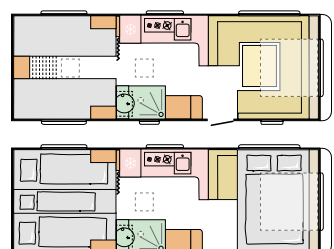
**613 PK Classic**   
L 6855 (mm) |   
W 2460 (mm) | 7




**613 PK**  
L 6855 (mm) |   
W 2460 (mm) | 7




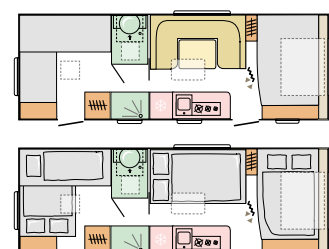
**613 UL**  
L 6827 (mm) |   
W 2460 (mm) | 5




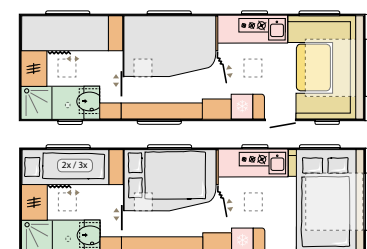
**613 UT**  
L 6856 (mm) |   
W 2460 (mm) | 4



**673 PK**  
L 7402 (mm) |   
W 2460 (mm) | 7



**753 UK**  
L 8180 (mm) |   
W 2460 (mm) | 6+1 opt.



L = LENGTH W = WIDTH  NUMBER OF BERTHS

 KITCHEN  TABLE  SEATING AREA  WARDROBE  BERTHS  BATHROOM  FLOOR

**KEY** features

- Exterior design with clean forms and integrated features.
- GFK body construction, AL-KO chassis, AKS stabiliser coupling.
- Exclusive rear wall design with multifunctional full LED lights.
- Integrated wind diffusers, handles, tent profile, storage and lights.
- Extra-large in-line wider panoramic window on most layouts.
- Wide entrance door and doubleglazed 'flat' tinted windows.
- Interior design, with contemporary living spaces.
- Choice of comfortable bed formats, with Evopore® mattresses.
- Adria digital panel, sound system, Bluetooth® amplifier & USB ports.
- Living and dining area, with outstanding comfort.
- Kitchen design with great storage and best appliances.
- Ergo bathroom design with innovative storage solutions.
- Alde or Truma heating, plus optional electrical floor heating.
- Couple, family, teenager and child friendly layouts.
- Adria MACH pre-installation.

**KEY** options

- MACH and MACH Plus.
- AL-KO ATC trailer control system.
- Innovative optional storage solutions.

**SOFT** furnishings

Selection of textiles and decorative cushion sets.

Discover more at [www.adria-mobil.com](http://www.adria-mobil.com)

**TEXTILE** selection

MISTY ROSE (standard)



DARK ALMONDS



STONE ISLAND




MORGAN




LEATHER CHARLES




DREAM HARMONY




SUMMER VIBES



BROWNIES



GREY PLANET



MYSTIC GARDEN



WARM BROWNS

